



# SPEA RFME CAMPEONATO DE ESPAÑA DE TRIAL 2015

## TRIAL DE SANT JOAN

PENYA MOTORISTA SANT JOAN



RFME Trial  
Campeonato de España

29/03/2015

### TR 1 - RESULTADO FINAL

Zonas 12 + 12

PILOTO	MARCA	DOR	CLUB	T1	Vuel	T2	T3	T4	TOTAL	0	1	2	3	5	20	Pe	Tiempo
1 RAGA SANS, ADAM	GAS GAS	4	MORELLA	0	9	0	0	0	9	19	4	0	0	1	0	0	3:06:03
2 FAJARDO VILA, JERONI	BETA TRUEBA	2	BAIX BERGUEDÀ	0	15	0	0	0	15	16	4	3	0	1	0	0	2:57:30
3 BOU MENA, ANTONI	MONTESA	1	MONTESA	0	20	0	0	0	20	17	3	1	0	3	0	0	2:45:50
4 CASALES CARRASCO, JORGE	BETA TRUEBA	5	P. M. VIGUESA	0	33	0	0	0	33	8	8	3	3	2	0	0	3:06:53
5 CABESTANY GALVEZ, ALBERT	SHERCO	3	TARRAGONA	0	42	0	0	0	42	11	3	3	1	6	0	0	3:00:48
6 TARRES ROCA, POL	SHERCO	6	----	0	56	0	0	0	56	10	0	4	1	9	0	0	2:37:51
7 NOGUERA ROA, ORIOL	MONTESA	7	BAIX BERGUEDÀ	0	60	1	0	0	61	6	3	4	3	8	0	0	3:00:30
8 BUSTO FERNANDEZ DE LARRINOA, JAIME	MONTESA	8	----	0	66	0	0	0	66	8	2	0	3	11	0	0	2:36:09
9 TOURNOUR, GIANLUCA	GAS GAS	10	----	0	66	0	0	0	66	7	2	1	4	10	0	0	3:13:05
10 GELABERT ROURA, MIQUEL	SHERCO	15	2DT VALL LORD	0	66	0	0	0	66	7	1	3	3	10	0	0	2:53:07
11 KARLSSON, EDDIE	MONTESA	11	----	0	70	2	0	0	72	5	3	3	2	11	0	0	3:05:30
12 FARRE GARCIA, ARNAU	GAS GAS	19	SEGRE	0	80	0	0	0	80	4	2	2	3	13	0	0	2:58:40

12 PARTICIPANTES -- -12 CLASIFICADOS -- 0 RETIRADOS -- 0 FUERA TIEMPO -- 0 DESCALIFICADOS

16:24:18







29/03/2015



## TR 1 - ZONA A ZONA



Zonas 12 + 12



TS	1	2	3	4	T1	5	6	7	8	T2	9	10	11	12	TF	Vuelta	Total	Numero de				
----	---	---	---	---	----	---	---	---	---	----	---	----	----	----	----	--------	-------	-----------	--	--	--	--

	<b>1 RAGA SANS, ADAM</b>																<b>4</b>			<b>GAS GAS</b>					<b>0</b>	<b>1</b>	<b>2</b>	<b>3</b>	<b>5</b>	<b>20</b>	<b>Pen</b>
	0	0	0	0	1	0	0	0	0	1	0	0	0	5	0	0	7	<b>9</b>	19	4	0	0	1	0	0						
	0	0	0	0			0	0	1	0		0	1	0	0		2														
																		Tm 3:06:03													

	<b>2 FAJARDO VILA, JERONI</b>																<b>2</b>			<b>BETA TRUEBA</b>					<b>0</b>	<b>1</b>	<b>2</b>	<b>3</b>	<b>5</b>	<b>20</b>	<b>Pen</b>
	0	0	0	0	0	0	0	1	5	1	0	0	1	2	0	0	10	<b>15</b>	16	4	3	0	1	0	0						
	0	0	0	0			0	0	1	0		0	2	2	0		5														
																		Tm 2:57:30													

	<b>3 BOU MENA, ANTONI</b>																<b>1</b>			<b>MONTESA</b>					<b>0</b>	<b>1</b>	<b>2</b>	<b>3</b>	<b>5</b>	<b>20</b>	<b>Pen</b>
	0	0	0	0	0	0	0	0	0	2	0	0	1	0	0	0	3	<b>20</b>	17	3	1	0	3	0	0						
	0	0	5	0			0	1	5	1		5	0	0	0		17														
																		Tm 2:45:50													

	<b>4 CASALES CARRASCO, JORGE</b>																<b>5</b>			<b>BETA TRUEBA</b>					<b>0</b>	<b>1</b>	<b>2</b>	<b>3</b>	<b>5</b>	<b>20</b>	<b>Pen</b>
	0	1	0	2	5	0	0	0	2	0	0	0	5	3	1	0	19	<b>33</b>	8	8	3	3	2	0	0						
	1	0	1	1			0	1	1	3		0	2	3	1		14														
																		Tm 3:06:53													


	<b>5 CABESTANY GALVEZ, ALBERT</b>																<b>3</b>			<b>SHERCO</b>					<b>0</b>	<b>1</b>	<b>2</b>	<b>3</b>	<b>5</b>	<b>20</b>	<b>Pen</b>
	0	0	0	5	0	0	0	1	2	0	0	0	0	1	5	0	14	<b>42</b>	11	3	3	1	6	0	0						
	0	0	2	5			0	5	5	1		5	0	3	2		28														
																		Tm 3:00:48													


29/03/2015


## TR 1 - ZONA A ZONA


Zonas 12 + 12


TS	1	2	3	4	T1	5	6	7	8	T2	9	10	11	12	TF	Vuelta	Total	Numero de				
----	---	---	---	---	----	---	---	---	---	----	---	----	----	----	----	--------	-------	-----------	--	--	--	--

	<b>6 TARRES ROCA, POL</b>															<b>6 SHERCO</b>		<b>0</b>	<b>1</b>	<b>2</b>	<b>3</b>	<b>5</b>	<b>20</b>	<b>Pen</b>
	0	0	0	3	0	0	2	0	5	0	5	5	5	5	0	<b>30</b>	<b>56</b>	10	0	4	1	9	0	0
	0	0	0	2		0	2	2	0		5	5	5	5		<b>26</b>		Tm 2:37:51						

	<b>7 NOGUERA ROA, ORIOL</b>															<b>7 MONTESA</b>		<b>0</b>	<b>1</b>	<b>2</b>	<b>3</b>	<b>5</b>	<b>20</b>	<b>Pen</b>	
	0	1	0	3	5	1	0	5	1	2	0	2	2	5	5	0	<b>31</b>	<b>61</b>	6	3	4	3	8	0	0
	0	0	2	5		0	3	5	3		0	5	1	5		<b>29</b>		Tm 3:00:30							

	<b>8 BUSTO FERNANDEZ DE LARRINO, JAIME</b>															<b>8 MONTESA</b>		<b>0</b>	<b>1</b>	<b>2</b>	<b>3</b>	<b>5</b>	<b>20</b>	<b>Pen</b>	
	0	0	0	3	5	0	0	3	0	5	0	1	5	5	5	0	<b>32</b>	<b>66</b>	8	2	0	3	11	0	0
	0	0	5	3		0	5	1	5		0	5	5	5		<b>34</b>		Tm 2:36:09							

	<b>9 TOURNOUR, GIANLUCA</b>															<b>ITA 10 GAS GAS</b>		<b>0</b>	<b>1</b>	<b>2</b>	<b>3</b>	<b>5</b>	<b>20</b>	<b>Pen</b>	
	0	0	0	5	5	0	0	5	2	5	0	0	5	3	5	0	<b>35</b>	<b>66</b>	7	2	1	4	10	0	0
	0	0	5	5		1	5	5	3		0	3	3	1		<b>31</b>		Tm 3:13:05							

	<b>10 GELABERT ROURA, MIQUEL</b>															<b>15 SHERCO</b>		<b>0</b>	<b>1</b>	<b>2</b>	<b>3</b>	<b>5</b>	<b>20</b>	<b>Pen</b>	
	0	0	0	5	5	0	0	5	2	5	0	5	5	5	2	0	<b>39</b>	<b>66</b>	7	1	3	3	10	0	0
	0	0	3	2		0	5	5	3		0	5	3	1		<b>27</b>		Tm 2:53:07							

29/03/2015

### TR 1 - ZONA A ZONA

Zonas 12 + 12

TS	1	2	3	4	T1	5	6	7	8	T2	9	10	11	12	TF	Vuelta	Total	Numero de				
----	---	---	---	---	----	---	---	---	---	----	---	----	----	----	----	--------	-------	-----------	--	--	--	--



**11 KARLSSON, EDDIE**

SWE 11  **MONTESA**

**0 1 2 3 5 20 Pen**

0	5	0	5	5	2	0	2	5	5	0	2	3	3	5	0	40	72	5	3	3	2	11	0	0
0	0	5	5		0	1	5	1		2	5	1	5		30			Tm 3:05:30						



**12 FARRE GARCIA, ARNAU**

19  **GAS GAS**

**0 1 2 3 5 20 Pen**

0	1	0	3	3	0	0	3	5	5	0	5	5	2	5	0	37	80	4	2	2	3	13	0	0
1	0	5	5		0	5	5	5		2	5	5	5		43			Tm 2:58:40						





# SPEA RFME CAMPEONATO DE ESPAÑA DE TRIAL 2015

## TRIAL DE SANT JOAN

PENYA MOTORISTA SANT JOAN



RFME Trial  
Campeonato de España

29/03/2015

### TR 2 - RESULTADO FINAL

Zonas 12 + 12

PILOTO	MARCA	DOR	CLUB	T1	V1	T2	V2	T3	TOTAL	0	1	2	3	5	20	PA	Tiempo
1 RIBA LAZARO, MARC	BETA TRUEBA	23	ABADESSES	0	19	0	11	0	30	15	1	1	4	3	0	0	3:56:35
2 MENDEZ GONZALEZ, MARCOS	SHERCO	20	TRIALEÓN	0	29	0	24	0	53	8	4	1	4	7	0	0	4:11:50
3 OBRADO GARCIA, SAMUEL	GAS GAS	30	CENT PEUS	0	33	0	28	0	61	5	5	2	4	8	0	0	4:13:40
4 GIRO MESTRE, GABRIEL	MONTESA	33	STIGES	0	46	0	32	0	78	2	4	2	5	11	0	0	4:00:15
5 ROSSELLO SOCIAS, JAUME	GAS GAS	24	----	0	42	0	40	0	82	3	2	3	3	13	0	0	3:37:40

5 PARTICIPANTES -- -5 CLASIFICADOS -- 0 RETIRADOS -- 0 FUERA TIEMPO -- 0 DESCALIFICADOS











14:11:51



29/03/2015

## TR 2 - ZONA A ZONA

Zonas 12 + 12

	PT	1	2	3	4	5	6	7	8	9	10	11	12	PT	Vuelta	Total	Numero de						
	<b>1</b>	<b>RIBA LAZARO, MARC</b>												<b>23</b>		<b>BETA TRUEBA</b>	<b>0</b>	<b>1</b>	<b>2</b>	<b>3</b>	<b>5</b>	<b>20</b>	<b>Pen</b>
	<b>0</b>	5	0	0	0	0	0	3	5	3	3	0	0	<b>0</b>	<b>19</b>	<b>30</b>	15	1	1	4	3	0	0
		0	0	0	0	0	0	2	3	1	5	0	0	<b>0</b>	<b>11</b>		Tm 3:56:35						
	<b>2</b>	<b>MENDEZ GONZALEZ, MARCOS</b>												<b>20</b>		<b>SHERCO</b>	<b>0</b>	<b>1</b>	<b>2</b>	<b>3</b>	<b>5</b>	<b>20</b>	<b>Pen</b>
	<b>0</b>	1	0	5	0	1	5	1	5	3	5	3	0	<b>0</b>	<b>29</b>	<b>53</b>	8	4	1	4	7	0	0
		0	0	5	2	0	0	5	5	3	3	1	0	<b>0</b>	<b>24</b>		Tm 4:11:50						
	<b>3</b>	<b>OBRADO GARCIA, SAMUEL</b>												<b>30</b>		<b>GAS GAS</b>	<b>0</b>	<b>1</b>	<b>2</b>	<b>3</b>	<b>5</b>	<b>20</b>	<b>Pen</b>
	<b>0</b>	5	0	5	1	1	2	3	5	5	5	0	1	<b>0</b>	<b>33</b>	<b>61</b>	5	5	2	4	8	0	0
		0	0	5	1	0	1	3	3	5	3	5	2	<b>0</b>	<b>28</b>		Tm 4:13:40						
	<b>4</b>	<b>GIRO MESTRE, GABRIEL</b>												<b>33</b>		<b>MONTESA</b>	<b>0</b>	<b>1</b>	<b>2</b>	<b>3</b>	<b>5</b>	<b>20</b>	<b>Pen</b>
	<b>0</b>	5	1	5	1	5	3	3	5	5	5	3	5	<b>0</b>	<b>46</b>	<b>78</b>	2	4	2	5	11	0	0
		0	0	5	1	2	1	3	5	5	5	3	2	<b>0</b>	<b>32</b>		Tm 4:00:15						
	<b>5</b>	<b>ROSSELLO SOCIAS, JAUME</b>												<b>24</b>		<b>GAS GAS</b>	<b>0</b>	<b>1</b>	<b>2</b>	<b>3</b>	<b>5</b>	<b>20</b>	<b>Pen</b>
	<b>0</b>	5	5	5	0	2	5	2	5	5	5	3	0	<b>0</b>	<b>42</b>	<b>82</b>	3	2	3	3	13	0	0
		5	0	3	1	5	1	5	5	5	3	2	5	<b>0</b>	<b>40</b>		Tm 3:37:40						



# SPEA RFME CAMPEONATO DE ESPAÑA DE TRIAL 2015

## TRIAL DE SANT JOAN

PENYA MOTORISTA SANT JOAN



RFME Trial  
Campeonato de España

29/03/2015

### JUNIOR - RESULTADO FINAL

Zonas 12 + 12

PILOTO	MARCA	DOR	CLUB	T1	V1	T2	V2	T3	TOTAL	0	1	2	3	5	20	PA	Tiempo
1 FARRES SORROCHE, SERGI	SHERCO	41	ABADESSES	0	17	0	11	0	28	10	7	0	7	0	0	0	4:00:45
2 GELABERT ROURA, ANIOL	SHERCO	43	2DT VALL LORD	0	17	0	19	0	36	11	3	3	4	3	0	0	4:10:00
3 PI RAMIREZ, ORIOL	--	54	----	0	22	0	18	0	40	11	3	1	5	4	0	0	4:14:40
4 MIQUEL PEREZ, MARC	MONTESA	45	LA CLAU	0	20	0	25	0	45	9	3	4	3	5	0	0	3:51:30
5 ORTIZ LLABERIA, IVAN	SHERCO	51	TARRAGONA	0	38	0	14	0	52	7	5	3	2	7	0	0	3:48:15

5 PARTICIPANTES -- -5 CLASIFICADOS -- 0 RETIRADOS -- 0 FUERA TIEMPO -- 0 DESCALIFICADOS

14:00:52



29/03/2015

## JUNIOR - ZONA A ZONA

Zonas 12 + 12

PT	1	2	3	4	5	6	7	8	9	10	11	12	PT	Vuelta	Total	Numero de			
----	---	---	---	---	---	---	---	---	---	----	----	----	----	--------	-------	-----------	--	--	--



1 FARRES SORROCHE, SERGI

41  SHERCO

0	1	2	3	5	20	Pen
---	---	---	---	---	----	-----

0	1	0	0	0	0	0	0	3	3	1	3	3	3	0	17	28	10	7	0	7	0	0	0
1	0	1	1	0	0	0	3	1	0	3	1	0	0	11	Tm								



2 GELABERT ROURA, ANIOL

43  SHERCO

0	1	2	3	5	20	Pen
---	---	---	---	---	----	-----

0	1	0	1	0	2	0	0	3	3	5	2	0	0	17	36	11	3	3	4	3	0	0
5	0	0	0	1	0	3	3	0	5	2	0	0	19	Tm								



3 PI RAMIREZ, ORIOL

54 -- --

0	1	2	3	5	20	Pen
---	---	---	---	---	----	-----

0	0	0	0	1	0	1	3	3	5	5	1	3	0	22	40	11	3	1	5	4	0	0
3	0	0	0	5	0	2	3	0	5	0	0	0	18	Tm								

AND



4 MIQUEL PEREZ, MARC

45  MONTESA

0	1	2	3	5	20	Pen
---	---	---	---	---	----	-----

0	2	0	5	0	2	0	3	3	3	0	1	1	0	20	45	9	3	4	3	5	0	0
5	0	1	0	0	0	2	5	0	5	2	5	0	25	Tm								



5 ORTIZ LLABERIA, IVAN

51  SHERCO

0	1	2	3	5	20	Pen
---	---	---	---	---	----	-----

0	0	0	1	5	5	5	3	2	5	5	5	2	0	38	52	7	5	3	2	7	0	0
0	0	1	0	0	1	1	3	0	5	2	1	0	14	Tm								





# SPEA RFME CAMPEONATO DE ESPAÑA DE TRIAL 2015

## TRIAL DE SANT JOAN

PENYA MOTORISTA SANT JOAN



RFME Trial  
Campeonato de España

29/03/2015

### TR 3 - RESULTADO FINAL

Zonas 12 + 12

PILOTO	MARCA	DOR	CLUB	T1	V1	T2	V2	T3	TOTAL	0	1	2	3	5	20	PA	Tiempo
1 RECIO BERDEGUE, FRANCESC	BETA TRUEBA	60	----	0	5	0	2	0	7	18	5	1	0	0	0	0	3:23:33
2 HERRACH COLL, MARC	GAS GAS	77	----	0	4	0	8	0	12	18	4	0	1	1	0	0	3:06:34
3 ARTIDIELLO RUEDA, ADRIAN	GAS GAS	62	VILLAVICIOSA	0	13	0	9	0	22	12	5	4	3	0	0	0	3:47:45
4 PASTOR CREMADES, LUIS	GAS GAS	72	VILLA DE TIBI	0	28	0	20	0	48	8	1	6	5	4	0	0	4:05:28
5 GOMEZ CANTERO, SANDRA	--	68	SOTOBIKE	0	32	0	21	0	53	5	4	6	4	5	0	0	3:53:00
6 OLIVER REBASA, TOMAS	GAS GAS	76	GT. POLLENSA	0	28	0	26	0	54	4	4	6	6	4	0	0	3:14:52
7 ALBEJANO CUESTA, ADRIA	GAS GAS	71	BAIX BERGUEDÀ	0	31	0	27	0	58	5	3	1	11	4	0	0	3:54:10
8 POU SOLER, GERARD	GAS GAS	73	GT. POLLENSA	0	43	0	38	0	81	1	2	4	7	10	0	0	3:23:20

8 PARTICIPANTES -- -8 CLASIFICADOS -- 0 RETIRADOS -- 0 FUERA TIEMPO -- 0 DESCALIFICADOS

13:55:36



29/03/2015

### TR 3 - ZONA A ZONA

Zonas 12 + 12

PT	1	2	3	4	5	6	7	8	9	10	11	12	PT	Vuelta	Total	Numero de			
----	---	---	---	---	---	---	---	---	---	----	----	----	----	--------	-------	-----------	--	--	--



#### 1 RECIO BERDEGUE, FRANCESC

60  BETA TRUEBA

0	1	2	3	5	20	Pen
---	---	---	---	---	----	-----

0	0	0	0	0	0	0	0	1	1	2	1	0	0	0	5	7	18	5	1	0	0	0	0	
	1	0	0	0	0	0	0	0	0	1	0	0	0	0	2									

Tm 3:23:33



#### 2 HERRACH COLL, MARC

77  GAS GAS

0	1	2	3	5	20	Pen
---	---	---	---	---	----	-----

0	0	0	0	0	0	0	0	0	1	3	0	0	0	0	4	12	18	4	0	1	1	0	0	
	1	0	0	0	0	0	0	1	0	0	5	1	0	0	8									

Tm 3:06:34



#### 3 ARTIDIELLO RUEDA, ADRIAN

62  GAS GAS

0	1	2	3	5	20	Pen
---	---	---	---	---	----	-----

0	1	0	0	0	0	0	3	2	2	2	1	2	0	13	22	12	5	4	3	0	0	0		
	0	0	0	0	0	0	3	3	1	1	1	0	0	9										

Tm 3:47:45



#### 4 PASTOR CREMADES, LUIS

72  GAS GAS

0	1	2	3	5	20	Pen
---	---	---	---	---	----	-----

0	5	0	5	0	0	0	5	3	3	3	2	2	0	28	48	8	1	6	5	4	0	0		
	3	0	1	0	2	0	2	5	0	2	2	3	0	20										

Tm 4:05:28



#### 5 GOMEZ CANTERO, SANDRA

68 -- --

0	1	2	3	5	20	Pen
---	---	---	---	---	----	-----

0	2	1	5	0	5	1	5	3	2	3	3	2	0	32	53	5	4	6	4	5	0	0		
	1	1	2	0	0	0	3	2	0	5	2	5	0	21										

Tm 3:53:00

29/03/2015

### TR 3 - ZONA A ZONA

Zonas 12 + 12

PT	1	2	3	4	5	6	7	8	9	10	11	12	PT	Vuelta	Total	Numero de
----	---	---	---	---	---	---	---	---	---	----	----	----	----	--------	-------	-----------



6 OLIVER REBASA, TOMAS

76  GAS GAS

0	1	2	3	5	20	Pen
---	---	---	---	---	----	-----

0	3	0	2	0	2	2	3	5	2	5	2	2	0	28	54	4	4	6	6	4	0	0
3	0	3	0	1	1	3	3	1	5	1	5	0	26	Tm 3:14:52								



7 ALBEJANO CUESTA, ADRIA

71  GAS GAS

0	1	2	3	5	20	Pen
---	---	---	---	---	----	-----

0	3	0	3	0	2	3	3	5	5	3	3	1	0	31	58	5	3	1	11	4	0	0
5	0	1	0	0	3	3	3	3	5	3	1	0	27	Tm 3:54:10								



8 POU SOLER, GERARD

73  GAS GAS

0	1	2	3	5	20	Pen
---	---	---	---	---	----	-----

0	5	1	5	0	2	2	3	5	5	5	5	5	0	43	81	1	2	4	7	10	0	0
3	2	3	1	3	2	5	3	5	5	3	3	0	38	Tm 3:23:20								



# SPEA RFME CAMPEONATO DE ESPAÑA DE TRIAL 2015

## TRIAL DE SANT JOAN

PENYA MOTORISTA SANT JOAN



RFME Trial  
Campeonato de España

29/03/2015

### CADETE - RESULTADO FINAL

Zonas 11 + 11

PILOTO	MARCA	DOR	CLUB	T1	V1	T2	V2	T3	TOTAL	0	1	2	3	5	20	PA	Tiempo
1 MIQUEL PEREZ, ERIC	SHERCO	81	LA CLAU	0	21	0	17	0	38	9	4	1	4	4	0	0	3:17:31
2 VILA GIL, GIL	SHERCO	84	ESC. OSONA	0	34	0	23	0	57	3	4	4	5	6	0	0	3:51:20
3 CRESPI CAÑELLAS, JORDI	GAS GAS	86	ESC. L'ORFE	0	36	0	35	0	71	3	0	2	9	8	0	0	3:39:30
4 CERDA CIFRE, JOAN	GAS GAS	87	GT. POLLENSA	0	38	0	44	0	82	0	0	2	11	9	0	0	3:45:00
5 RIUTORT ALVAREZ, GABRIEL	GAS GAS	89	GT POLLENSA	0	43	0	49	0	92	0	3	0	3	16	0	0	3:30:39
6 TORRES PALOU, JORDI	GAS GAS	90	GT POLLENSA	0	51	0	53	0	104	0	0	0	3	19	0	0	3:38:20

6 PARTICIPANTES -- -6 CLASIFICADOS -- 0 RETIRADOS -- 0 FUERA TIEMPO -- 0 DESCALIFICADOS

13:22:42





29/03/2015

## CADETE - ZONA A ZONA

Zonas 11 + 11

PT	1	2	3	4	5	6	7	8	9	10	11	12	PT	Vuelta	Total	Numero de				
----	---	---	---	---	---	---	---	---	---	----	----	----	----	--------	-------	-----------	--	--	--	--



1 MIQUEL PEREZ, ERIC

81  SHERCO

0 1 2 3 5 20 Pen

0	0	-	0	0	0	0	3	2	5	5	5	1	0	21	38	9	4	1	4	4	0	0
0	-	1	0	0	0	5	3	3	1	3	1	0	17	Tm 3:17:31								



2 VILA GIL, GIL

84  SHERCO

0 1 2 3 5 20 Pen

0	1	-	5	0	0	2	5	5	3	5	3	5	0	34	57	3	4	4	5	6	0	0
1	-	2	0	1	2	3	3	3	2	1	5	0	23	Tm 3:51:20								



3 CRESPI CAÑELLAS, JORDI

86  GAS GAS

0 1 2 3 5 20 Pen

0	0	-	3	0	2	3	5	5	5	5	3	5	0	36	71	3	0	2	9	8	0	0
3	-	5	0	2	3	3	5	3	5	3	3	0	35	Tm 3:39:30								



4 CERDA CIFRE, JOAN

87  GAS GAS

0 1 2 3 5 20 Pen

0	3	-	2	3	3	3	5	3	5	5	3	3	0	38	82	0	0	2	11	9	0	0
5	-	5	2	5	3	5	3	5	5	3	3	0	44	Tm 3:45:00								



5 RIUTORT ALVAREZ, GABRIEL

89  GAS GAS

0 1 2 3 5 20 Pen

0	1	-	5	1	5	3	5	5	5	5	3	5	0	43	92	0	3	0	3	16	0	0
1	-	5	5	5	3	5	5	5	5	5	5	5	0	49		Tm 3:30:39						



**SPEA RFME CAMPEONATO DE ESPAÑA DE TRIAL 2015**  
**TRIAL DE SANT JOAN**  
 PENYA MOTORISTA SANT JOAN




29/03/2015

**CADETE - ZONA A ZONA**

Zonas 11 + 11

PT	1	2	3	4	5	6	7	8	9	10	11	12	PT	Vuelta	Total	Numero de			
----	---	---	---	---	---	---	---	---	---	----	----	----	----	--------	-------	-----------	--	--	--



**6 TORRES PALOU, JORDI**

90 **G** GAS GAS

0	1	2	3	5	20	Pen
---	---	---	---	---	----	-----

0	3	-	5	5	5	5	5	5	5	3	5	5	5	0	51	104	0	0	0	3	19	0	0
	5	-	5	5	5	5	5	5	5	5	3	5	0	53	Tm 3:38:20								





# SPEA RFME CAMPEONATO DE ESPAÑA DE TRIAL 2015

## TRIAL DE SANT JOAN

PENYA MOTORISTA SANT JOAN



29/03/2015

### TR 4 - RESULTADO FINAL

Zonas 11 + 11

PILOTO	MARCA	DOR	CLUB	T1	V1	T2	V2	T3	TOTAL	0	1	2	3	5	20	PA	Tiempo
1 SEGUI SIQUIER, JOSEP	GAS GAS	115	GT. POLLENSA	0	3	0	3	0	6	17	4	1	0	0	0	0	3:27:26
2 SOLER SUÑER, GUILLERMO	GAS GAS	112	ESC. L'ORFE	0	7	0	4	0	11	15	5	0	2	0	0	0	3:41:05
3 OLIVER BLASCO, DAVID	GAS GAS	120	PM ALCORA	0	11	0	4	0	15	14	5	1	1	1	0	0	3:43:50
4 SOSA ALARCON, MIGUEL	BETA TRUEBA	118	----	0	8	0	12	0	20	13	5	1	1	2	0	0	3:36:51
5 SEGURA VERDAGUER, JOSE MARIA	GAS GAS	110	----	0	14	0	16	0	30	9	6	3	1	3	0	0	3:52:10
6 LAGRESA SALO, SERGI	SHERCO	103	ABADESSES	0	20	0	16	0	36	6	5	4	6	1	0	0	3:46:38
7 MORALES RUIZ, AGUSTIN	GAS GAS	116	ESC. CIUDAD DEL SOL	0	23	0	16	0	39	7	5	2	5	3	0	0	4:15:00
8 MIRALLES FLAQUER, MIQUEL	GAS GAS	106	GT. POLLENSA	0	34	0	33	0	67	1	3	0	13	5	0	0	3:36:49
9 SEGURA VERDAGUER, PEDRO	SHERCO	111	----	0	31	0	38	0	69	2	1	3	9	7	0	0	4:04:57
10 JORDA MARTORELL, MIQUEL	GAS GAS	117	GT. POLLENSA	0	51	0	47	0	98	0	0	0	6	16	0	0	3:52:50

10 PARTICIPANTES -- -10 CLASIFICADOS -- 0 RETIRADOS -- 0 FUERA TIEMPO -- 0 DESCALIFICADOS

13:40:48



29/03/2015

## TR 4 - ZONA A ZONA

Zonas 11 + 11

PT	1	2	3	4	5	6	7	8	9	10	11	12	PT	Vuelta	Total	Numero de				
----	---	---	---	---	---	---	---	---	---	----	----	----	----	--------	-------	-----------	--	--	--	--



### 1 SEGUI SIQUIER, JOSEP

115  GAS GAS

0 1 2 3 5 20 Pen

0	0	-	0	0	0	0	2	1	0	0	0	0	0	3	6	17	4	1	0	0	0	0
0	-	0	0	0	0	0	1	1	0	0	0	1	0	3		Tm 3:27:26						



### 2 SOLER SUÑER, GUILLERMO

112  GAS GAS

0 1 2 3 5 20 Pen

0	0	-	0	1	0	0	3	0	0	0	0	3	0	7	11	15	5	0	2	0	0	0
0	-	1	0	0	0	0	1	1	1	0	0	0	0	4		Tm 3:41:05						



### 3 OLIVER BLASCO, DAVID

120  GAS GAS

0 1 2 3 5 20 Pen

0	0	-	0	0	0	1	0	1	0	3	1	5	0	11	15	14	5	1	1	1	0	0
0	-	0	0	2	0	0	0	1	0	0	0	1	0	4		Tm 3:43:50						



### 4 SOSA ALARCON, MIGUEL

118  BETA TRUEBA

0 1 2 3 5 20 Pen

0	0	-	1	0	0	0	3	2	1	0	0	1	0	8	20	13	5	1	1	2	0	0
0	-	0	0	0	0	0	1	5	1	0	0	5	0	12		Tm 3:36:51						



### 5 SEGURA VERDAGUER, JOSE MARIA

110  GAS GAS

0 1 2 3 5 20 Pen

0	0	-	0	1	0	1	5	3	2	0	0	2	0	14	30	9	6	3	1	3	0	0
0	-	5	0	0	0	0	1	5	1	1	1	2	0	16		Tm 3:52:10						



29/03/2015

## TR 4 - ZONA A ZONA

Zonas 11 + 11

PT	1	2	3	4	5	6	7	8	9	10	11	12	PT	Vuelta	Total	Numero de				
----	---	---	---	---	---	---	---	---	---	----	----	----	----	--------	-------	-----------	--	--	--	--



6 LAGRESA SALO, SERGI

103  SHERCO

0	1	2	3	5	20	Pen
---	---	---	---	---	----	-----

0	1	-	0	0	0	1	3	3	2	5	2	3	0	20	36	6	5	4	6	1	0	0
1	-	0	0	0	2	3	3	2	1	1	3	0	16									

Tm 3:46:38



7 MORALES RUIZ, AGUSTIN

116  GAS GAS

0	1	2	3	5	20	Pen
---	---	---	---	---	----	-----

0	1	-	0	0	0	1	5	3	2	5	3	3	0	23	39	7	5	2	5	3	0	0
1	-	0	1	0	1	3	3	5	0	2	0	0	16									

Tm 4:15:00



8 MIRALLES FLAQUER, MIQUEL

106  GAS GAS

0	1	2	3	5	20	Pen
---	---	---	---	---	----	-----

0	3	-	5	3	0	5	5	3	3	1	3	3	0	34	67	1	3	0	13	5	0	0
3	-	5	1	1	3	3	3	3	5	3	3	0	33									

Tm 3:36:49



9 SEGURA VERDAGUER, PEDRO

111  SHERCO

0	1	2	3	5	20	Pen
---	---	---	---	---	----	-----

0	3	-	2	0	2	0	5	3	3	5	3	5	0	31	69	2	1	3	9	7	0	0
3	-	5	1	5	3	3	5	3	5	2	3	0	38									

Tm 4:04:57



10 JORDA MARTORELL, MIQUEL

117  GAS GAS

0	1	2	3	5	20	Pen
---	---	---	---	---	----	-----

0	3	-	5	5	5	5	5	5	5	5	5	3	0	51	98	0	0	0	6	16	0	0
3	-	5	5	5	3	5	5	5	5	5	3	3	0	47								

Tm 3:52:50